


HURRICANE DISTRICT 2019 FALL CAMPOREE



IF YOU CAN'T BEAT THEM, EAT 'EM

Handbook ver 2.0 (10/07/19)

November 15-17, 2019

**Sunset Church of Christ
12001 SW 72 St (Sunset Drive)
Miami, Florida, 33183**

2019 HURRICANE DISTRICT FALL CAMPOREE

Welcome to the Hurricane District Camporee!

This weekend, you have an egg-citing opportunity to partake in a wide variety of competitions against other Troops in the Hurricane District.

While competing, keep the Scout Oath and Scout Law in the back of your mind. Good sportsmanship from all teams will make all the competitions that much more fun. During the Camporee, we hope that everyone will enjoy the awesome program we have put together.

Friday night and Saturday morning, our Order of the Arrow Chapter will give you the amazing opportunity to have an OA election in your Troop. Then, Saturday night, we will recognize all who were elected in a very cool Order of the Arrow Call Out Ceremony, where they will be given a token and a letter from the OA. To look up eligibility requirements, go to <https://oa-bsa.org/about/membership>.

I am looking forward to an awesome weekend of fellowship, competitions, and fun! Please use this handbook to find the answer to any question you may have.

Yours in Scouting,
Ely Casco
Hnu-Ra-Con Chapter Chief

Piccata

CAMPOREE COMMITTEE

Chapter Chief:	Ely Casco
1 st Vice Chief	Naim Ziade
2 nd Vice Chief:	Mac Cadman
Secretary	Conner Paige
Chapter Adviser:	Barry Schwartzman
Chapter Associate Advisers:	Jeff Jacobs
	John Arbelo
Chapter Ceremonies Advisor:	Phil Engelmann
Special Advisers:	Carson Engelmann
	Vince Cosomano
Registration	Bea Martinez

Any questions? Send an email to Barry Schwartzman at pack941@aol.com

2019 HURRICANE DISTRICT FALL CAMPOREE

OA CALL-OUT CEREMONY AND OA FELLOWSHIP

The Order of the Arrow is Scouting's national honor society. OA members are dedicated to the ideal of "cheerful service". They also encourage other Scouts to participate in camping events.

To be eligible, Scouts must be First Class rank or higher and have 15 days and nights of camping in the past two years. That must include one long term camp (summer camp), but you cannot count more than one long term camp when counting up nights. Your Troop's Scoutmaster recommends candidates to be elected to the OA. OA Members are elected by the members of their Troop – including those who are not OA members.

On Saturday night, we will hold a Call-Out Ceremony for those Scouts recently elected to the Order of the Arrow. More Scouts view the Call-Out ceremony than will ever have the chance to view the other ceremonies of the Order of the Arrow. The purpose of a Call-Out is to officially recognize each elected Scout as a candidate for membership in the Order of the Arrow. The Call-Out is a form of public recognition used to communicate the honor of being selected for membership into our Order to members, non-members, and the public. Its dignity must impress all with the high ideals and standards of the Order of the Arrow. It should serve to intensify a Scout's desire to become a member.

Following the ceremony, there will be a Fellowship for all the new candidates and all current OA Brothers. NOTE: All OA Brothers should wear their Sashes.



**We can do your election at the Camporee Friday night or Saturday morning
(you must have at least 50% of your chartered Scouts in attendance)**

Fried

2019 HURRICANE DISTRICT FALL CAMPOREE

WEEKEND SCHEDULE

THE EGG-CEPTIONAL CAMPOREE
SCHEDULE WILL BE AVAILABLE WHEN
YOUR UNIT SETS UP YOUR NEST AT
THE CAMPOREE

Hard Boiled



2019 HURRICANE DISTRICT FALL CAMPOREE

IF YOU CAN'T BEAT THEM, EAT 'EM

When is the Camporee? November 15 – 17, 2019

Where? Sunset Church of Christ; 12001 Sunset Dr. (SW 72 St)

What time can we arrive? You can start arriving at the camp on Friday after 5pm.

No youth may be dropped off without 2-deep leadership available from their home unit.

Registration: Please go online to the Council registration system and update attendance quantities as soon as possible. Deadline to register on-line is 11/08/19. Copy the link below to register:

Events.sfcbsa.org

Units not registered online will need to pay at time of check-in via check or cash only.

Fees: \$20.00 per Scout; \$10.00 per adult for the weekend. Cost covers camping fees, awards, event materials, and patches. After 11/08/19 a late fee of \$10.00 per person will be added and registration will then be \$30.00 per Scout and \$20.00 per adult.

Where do we check in? Please come to main pavilion and check in with the camporee staff. You will be given your campsite and paperwork at that time.

What is this year's theme? **IF YOU CAN'T BEAT THEM, EAT 'EM**

Vehicles:

Only unit trailers will be allowed to remain in the campsite.

Tow vehicles must be unhooked and removed from the campsite IMMEDIATELY.

NO other vehicles will be allowed into the campgrounds for any other reason.

Please make sure all parents are aware of vehicle policies.

NO VEHICLES or TRAILERS WILL BE ALLOWED INTO THE CAMPSITES AFTER SUNSET (approx. 7:30pm)
NO EGG-CEPTIONS!

Restrooms: There will be several portable toilets that will be located throughout the campsite. We recommend that each unit purchase their own portable toilet at a cost of \$75.00 each for their campsites.

Electric Connections: If anyone in your unit requires access to electricity for medical reasons, please plan for your own power as we cannot guarantee access to electrical outlets. There will be a designated camping area for those persons needing to use generators.

Pot Pie

2019 HURRICANE DISTRICT FALL CAMPOREE

EGG-SPECTATIONS

1. No adult may complain about anything. All questions, comments, challenges, complaints, gripes, groans, etc. should be handled through the Unit's SPL or the Crew's President.
2. If you think it should be here, **IT IS**.
3. If you think the Camporee Committee would have put it here, **WE DID**.
4. When in doubt refer to the Scout Oath, the Scout Law, the Outdoor Code, and the Guide to Safe Scouting.
5. In the event of a scoring and/or judging dispute, the Camporee Committee will have the final authority to adjust and remedy the situation.
6. **DO NOT** cut any wood from the trees at the campground.
7. **DO NOT** pick any fruit from the trees. This includes coconuts.
8. **DO NOT** climb in the trees
9. Basically...**LEAVE THE TREES ALONE**
10. Please Be Prepared to take of your trash home with you.
11. Please Be Prepared to take all of your pioneering wood home with you.
12. Please Be Prepared to take ALL of your Scouts home with you.
13. **ABSOLUTELY NO ground fires are allowed.**
14. **BSA's policies regarding drugs, alcohol, and smoking (including vaping) will be strictly enforced.**

Sunny Side up

ALLERGY ALERT

The theme this year revolves around the chickens that have kept many of us awake during previous camporees. We will be using eggs in several competitions. Please be aware of anyone in your unit that is allergic to eggs or any egg by-products.

OUR NOISY NEIGHBORS

We've got a new rooster at our home, papa said
Afore we had him quite a week, we wished he was dead.
Curse that chicken when he ought to be asleep at night,
He just begins to crow right then 'n' crow with all his might.
He crows at nine 'n' ten, 'n' then eleven, twelve 'n' one,
That chicken hasn't sense enough to know when he is done.

2019 HURRICANE DISTRICT FALL CAMPOREE

DON'T LAY AN EGG DOING THESE EGG-SPECTED ACTIVITIES

Why Did the Chicken Cross the Road?

- To cook breakfast of course. But how fast can you get breakfast ready and delivered?

The Sky is Falling

- See Humpty Dumpty

Ultimate Chicken

- Can you make the right connections to score points

Free-Range Chickens

- Looks like a fox got in your hen house and scattered all your eggs. Can your team work together to gather all of your eggs back?

Bird Brain

- How much do you really know about chickens?

Humpty Dumpty

- All the Kings Horses and All the Kings Men....alright you know the rest. Can you protect Humpty?

When Chickens Fly

- How far can you get your "very young chicken" to fly?

Super Chicken

- Who has the strongest set of "pullets"?

Winner, Winner Chicken Dinner

- Everything tastes like chicken, but how good does yours taste

Be prepared for several other games to test your skills and knowledge. A good Unit will "BE PREPARED" for these events no matter what questions or tasks are asked of you.

Over Easy

2019 HURRICANE DISTRICT FALL CAMPOREE

EVERYTHING TASTES LIKE CHICKEN

A CHICKEN IN EVERY POT AND A
COMPETITION AT EVERY MEAL
(AND MAYBE AT CRACKERBARREL TOO)

Marsala



OMELETTES

PANINI

SOUP

FRIED CHICKEN

WINGS

FINGERS

2019 HURRICANE DISTRICT FALL CAMPOREE

THE ESSENTIAL FIRST-TIME CHICKEN-KEEPER'S CHECKLIST

Each Unit will need to bring the items on the following list with them. These items must be placed in a container and be clearly marked identifying the Unit number. Only the materials on this list may be in the container.

1. DO NOT EGG-CEED the quantities or measurements on the list above.
2. All items or group of items should be individually placed in Ziploc bags (or similar) and clearly marked with your unit number.
3. You must use the container that was supplied to your unit.

One roll of whipping twine	5 pieces packing paper package
One cardboard box not to egg-ceed 24x18x12 (the container for your supplies) CLEARLY MARKED ON ALL SIDE WITH YOUR UNIT NUMBER	10 pieces of college-ruled notebook paper
2 12-cell egg cartons	Copy of your menus for the weekend
Copy of your camporee Duty Roster	Small bag of Packing Peanuts
One (1) duotang	Swim mask or goggles
10 clean paper hot cups	1 roll of duct tape (gray only)
5 yards masking tape	A Chicken Hat
Bubble wrap	A Rubber Chicken
¼ inch manila rope 3' long properly whipped	2 foam packing pieces no larger than 6" x 6"
A 12" ruler	2 sharpened pencils
A small bag	One (1) hand towel
10 clean plastic spoons	A Boy Scout or Cub Scout neckerchief
3' chicken wire	Five (5) 30-gal plastic garbage bags
Five (5) pair rubber gloves (food handling)	10 clean paper plates

Parmesean

INSTRUCTIONS ABOUT YOUR STORAGE BOX AT THE FRIDAY NIGHT SPL MEETING

YOU WILL NEED SOME OF THESE ITEMS TO
SUCCESSFULLY COMPETE IN SEVERAL
EVENTS

2019 HURRICANE DISTRICT FALL CAMPOREE

HURRICANE CHICKEN COUNCIL AWARDS

Unit Participation Ribbon: Presented to each Unit registering and attending the 2019 Fall Camporee.

Unit Competition Awards: First, second, and third place awards will be given for the competition events held listed in this handbook. Events with multiple activities will be scored and awarded as one event.

Hurricane District Overall Competition Trophy: A new addition to the competition this year is the Hurricane District Overall Trophy. Each event will allow your Troop to earn points toward a final score. The Troop with the highest total will be declared the Hurricane District Best Troop and will take possession of the Hurricane District Overall Plaque for the next year.

Scoring for the Overall Plaque will be detailed at the Camporee.
Competition for the Overall Plaque will be limited to registered Hurricane District Troops.

Scrambled

2019 HURRICANE DISTRICT FALL CAMPOREE

WHEN CHICKENS FLY

The Camporee Committee chickened out and decided to use a new catapult design this year.

The specifications will be handed out at the October Roundtable and OA Chapter Meeting to be held on October 7, 2019. Your Troop SPL, ASPL, OA Rep, or Crew President must pick up the specifications; no delegation or substitutes (and DEFINITELY NO ADULTS).

Oh yeah, your position must be properly identifiable on your uniform.

Units that do not send anyone that meets the above instructions to the October Roundtable will have the specifications emailed to them in November.



Poultry Keeping Merit Badge Requirements in 1948

1. Have a knowledge of incubators, foster-mothers, sanitary fowl houses, coops and runs.
2. Understand, through experience, rearing, feeding, killing and dressing birds for market.
3. Be able to candle and pack eggs for market, describe the differences, in candling, which distinguish the bad eggs from the good; and tell how eggs are graded.
4. Raise a brood of not less than 10 chickens.
5. Report his observation and study of the hen, turkey, duck and goose.

2019 HURRICANE DISTRICT FALL CAMPOREE

HEN HOUSE HEN-WAY

Each Troop is strongly encouraged to make a Hen-way of their choice. The hen-ways must be safe and conform to Scouting ideals (i.e. natural materials, rope lashings, Scout knots, no nails, etc.). Troops must provide their own materials.

Please ensure that the standards in the Guide to Safe Scouting are followed always. Gateways will be judged once on Saturday afternoon after lunch (see schedule).

The inspection will be conducted according to the following coring criteria:

Gateway Judging Criteria	Max Pts	Awarded
Unit clearly identified on the gateway	10	
Sponsor clearly identified on the gateway	10	
Theme clearly included into the design	50	
American and Troop flags properly displayed	10	
Youth construction	50	
Safe & sturdy construction (see Guide to Safe Scouting)	20	
Working gate on the gateway	10	
Natural materials	10	
Ropes properly whipped	25	
Lashing egg-ecuted correctly	25	
Creativity and originality	30	

Total Points awarded out of a maximum of 250 _____

DO NOT START construction on your hen-way until instructed to!



OH CHICKEN FEATHERS!

2019 HURRICANE DISTRICT FALL CAMPOREE

THE CHICKEN COOP

Cacciatore

You may set up your COMPLETE campsite upon arrival (egg-cept for your Gateway).

The inspection will be conducted according to the following scorecard:

Nesting	Max Pts	Awarded
Tents Pitched Correctly	10	
All Tent Lines Clearly Marked	10	
Duty Roster/Schedules Are Posted	10	
Materials box visible and available for inspection	25	
Water/Sand by Tents for Fire OR Central Fire Extinguishers	15	
Tents Clearly Arranged By Patrols / Adult tents separate from boys	15	
Equipment Stored In An Orderly Fashion	15	
Cooking Related Pioneering Camp Gadget	25	
THEME CLEARLY DISPLAYED DINING AREA	50	

Chicken Feed	Max Pts	Awarded
All Food Properly Stored	10	
Youth Planned Menu is Posted	20	
Menu Represents Well Balanced Foods	15	
Cooking & Dining Area Established and Clean	5	
Dish Washing Facilities Clearly and Correctly Established	50	

Healthy Chickens	Max Pts	Awarded
Patrol Box/Cooking Equipment Orderly and Clean	15	
Dishes Properly Washed & Disinfected	5	
Proper Garbage & Solid Waste Disposal (Trash Bag used properly)	10	
Cooking Stove & Fuel Safely Located	5	
Water Supply Present & Clean	15	
Appropriate First Aid Kit Clearly Viable.	20	
2 or more Adult(s) in campsite	15	

Total Points awarded out of a maximum of 350 _____

25 bonus points are available if you have your Unit's Health Forms available upon request.

100 bonus points for NOT using disposable cups, plates, utensils, etc. during the entire weekend (adults too).

Subject to random inspections during the weekend.

2019 HURRICANE DISTRICT FALL CAMPOREE

THE CHICKEN DANCE, COMEDIHENS, AND CHICKEN LIPS

Tired of the same old skits and songs? Well so are we!! So we're going to change things up a bit.

So there will be **NO SKITS.**

Each unit will have three options for our Saturday night "egg"stravaganza. Your unit must do at least two of the following three options:

Option 1: Your whole unit does "*The Chicken Dance*". We will provide the appropriate music. Your entire unit must participate. Judging will be based on choreography, costumes, originality, etc. All registered Scouts at the Camporee must be part of the dance. Scouters are encouraged.

Option 2: At least three (3) youth from your unit have to tell at least 5 chicken jokes. Jokes will be judged on our official cackle-meter. As always, the jokes MUST BE Scout appropriate.

Option 3: Your Scoutmaster or Crew Advisor participates in our Chicken lip-sync competition. The song we will use will be announced when all our chickens hatch. This option CANNOT BE DELEGATED!

YOU GET A CHANCE TO STRUT YOUR STUFF

Poached



shutterstock.com • 640896616

2019 HURRICANE DISTRICT FALL CAMPOREE

WHEN CHICKENS FLY INSTRUCTIONS



Building a Chicken Launcher

(Only this catapult design may be used for the competition)


The catapult that is described here will throw a small projectile several hundred feet. Obviously if you reduce the dimensions of the components the distances you can throw will change accordingly.

Equipment List

Quantity	Item	Comments
3	2.4m (8ft) spars (front face)	All spars must be good quality. DO NOT use dowelling.
3	4.5m (15ft) spars (back brace)	
1	4.5m (15ft) spar (throwing arm)	Best results will come from a good but relatively thin spar.
1	1m (3.5ft) spar (throwing arm cross piece)	Must be strong
15m (50ft)	.6cm (1/4in) or thicker rope	Launching rope
7 X 3.5m (12ft)	.6cm (1/4in) rope	These are for lashing.
1	double pulley or 2 single pulleys	Must fit the launching rope above.
1	throwing tin	(see diagram below)
2 X 1/2m (20in)	.6cm (1/4in) rope	to attach pulley(s) and throwing tin
1 supply	Projectiles	To be supplied by the Camporee

2019 HURRICANE DISTRICT FALL CAMPOREE


Step 1 - Build front face triangle



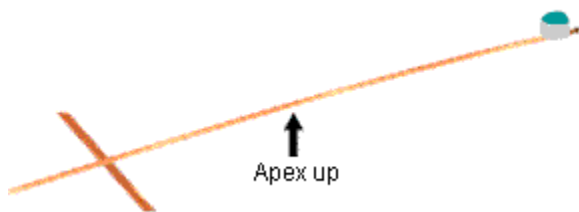
Lay out the 2.4m spars as shown in the diagram and lash the spars together with a square lashing where they cross.

Step 2 - Attach the back supports

Lash the back brace spars to the front face triangle as shown in the diagram. Note: The two side spars should be lashed to the inside of the triangle about 2/3 of the way up from the bottom. The bottom spar should be attached on the outside.



Step 3 - Build the throwing arm

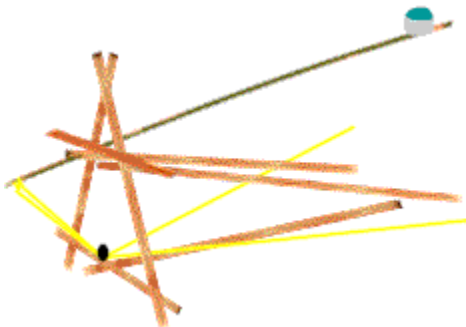


- Lash the throwing arm cross piece to the bottom side of the throwing arm about 1m (3.5Ft) back from the thickest end. If the throwing arm has a curve in it make sure the apex of the curve is up (see diagram).
- Attach the throwing tin to the tip of the throwing arm.

2019 HURRICANE DISTRICT FALL CAMPOREE


Step 4 - Assemble the catapult

1. Set the completed throwing arm into the catapult as shown.
2. Attach the pulley(s) to the end of the lower back support.
3. Attach the middle of the launching rope with a clove hitch to the large end of the throwing arm.
4. Run the two ends of the launching rope through the pulley(s) and lay them back beside the two back supports.



Step 5 - Safety considerations

The egg-citement of watching the projectile sail out and hit its mark is the fun of building a catapult. However, what goes up will also come down and the throwing arm is no exception. Once the projectile is launched all eyes will follow the projectile and unfortunately not the descent of the arm. One person **MUST** act as safety control and control the descent of the arm. (see the diagram). This means that they must stand just in front of the catapult and keep their hand on the short end of the throwing arm. The same person can check the path of the throwing arm before they call "fire" to ensure everyone is clear.



Step 6 - Operation

Assign youth to pull the launching ropes. Depending on their strength and size, you can assign several on each rope. When the projectile is in the tin and everyone is clear of the arm, the safety control person should yell "fire" and both ropes pulled. If the throwing arm is heavy then the safety control person may want to assist the throw by pushing down on the throwing arm extension. (Remember to control the descent of the arm after the projectile has been thrown.)

2019 HURRICANE DISTRICT FALL CAMPOREE

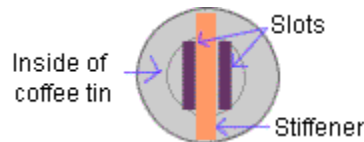
Step 7 - Have fun!

As with all games a set of rules will help keep the excitement under control. If you are building several catapults to throw projectiles at each other, then here are some simple rules that have work for me.

1. No projectiles will be thrown until all the catapults are built and operational. (This keeps the focus of the teams on the building process.)
2. No projectiles will be thrown by hand.
3. Only projectiles can be thrown.

Throwing Tin

The throwing tin is made from a large coffee tin. The side is cut down to a 8cm (3in) height and the edge is turned over. Two slots 1.25cm (.5in) wide X 10cm (4in)long, about 2.5cm (1in) apart. (see diagram). Tape the edges with duct tape. (*Note: If the tin is to be used on several occasions then add a stiffener that fits inside the tin between the two slots and extends out to the sides. Hold it in place with more tape!*)



Special Note: The distance that this catapult can throw a projectile is related to the square of the length of the throwing arm i.e. an arm $\frac{1}{2}$ the length will only throw a projectile $\frac{1}{2} \times \frac{1}{2}$ or $\frac{1}{4}$ of the distance. In addition the weight of catapult itself is too light.